


Partly paid-up shares:-	No of partly paid-up shares	As a % of Total No of partly paid-up shares	As a % of Total No of shares of the company
Held by promoter/promoter group	Nil	Nil	Nil
Held by public	Nil	Nil	Nil
<b>Total</b>	<b>Nil</b>	<b>Nil</b>	<b>Nil</b>

Outstanding convertible securities:-	No of Outstanding securities	As a % of Total No of outstanding convertible securities	As a % of Total No of shares of the company, assuming full conversion of the convertible securities
Held by promoter/promoter group	Nil	Nil	Nil
Held by public	Nil	Nil	Nil
<b>Total</b>	<b>Nil</b>	<b>Nil</b>	<b>Nil</b>

Warrants:-	No of warrants	As a % of Total No of warrants	As a % of Total No of shares of the company, assuming full conversion of warrants
Held by promoter/promoter group	Nil	Nil	Nil
Held by public	Nil	Nil	Nil
<b>Total</b>	<b>Nil</b>	<b>Nil</b>	<b>Nil</b>

Total paid-up capital of the company, assuming full conversion of warrants and convertible securities

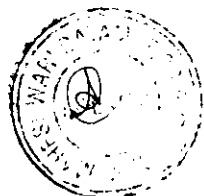
5298095 Shares of Rs.10/- each



**PAK INDUSTRIES LIMITED**

Name of the Scrip : ICSEI Class of Security : Equity Face Value : Rs. 10/-  
 Statement showing Shareholding Pattern Quarter ended: 30/06/2015


Category of Shareholder (I)	(II)	No of Share-holders (III)	Total No of Shares (IV)	No of Shares held in Demat Form (V)	Total shareholding as a % of Tot Shrs		Scrips otherwise	Scrips
					As a % of (A+B) (VI)	As a % of (A+B+C) (VII)		
<b>Promoter and Promoter Group</b>								
<b>Indian</b>								
a. Individuals/Hindu Undivided Family		8	3256483	3256483	61.4652	61.4652	N + 1	
b. Central/State Government(s)								
c. Bodies Corporate		3	670881	670881	12.6627	12.6627	N + 1	
d. Financial Institutions/Banks								
e. Any Other								
Sub Total (A1)		11	3927364	3927364	74.1279	74.1279	N + 1	
<b>Foreign</b>								
a. Individuals (NRI/Foreign Individuals)								
b. Bodies Corporate								
c. Institutions								
d. Qualified Foreign Investor								
e. Any other								
Sub Total (A2)								
Total Shareholding of Promoter and Promoter Group A=(A1)+(A2)		11	3927364	3927364	74.1279	74.1279	N + 1	N + 1
<b>Public Shareholding</b>								
<b>Institutions</b>								
a. Mutual Funds/IFE								
b. Financial Institutions/Banks		1	284375	284375	5.3675	5.3675		
c. Central/State Government(s)								
d. Venture Capital Funds								
e. Insurance Companies								
f. Foreign Institutional Investors								
g. Foreign Venture Capital Investors								
h. Qualified Foreign Investor								
i. Any Other								
Sub Total (B1)		1	284375	284375	5.3675	5.3675		
<b>Non-Institutions</b>								
a. Bodies Corporate		6	994881	630556	18.7781	18.7781		
b. Individuals holding								
i. Nominal Share Capital up to Rs.1 lakh		87	91475	43474	1.7266	1.7266		
ii. Nominal Share Capital in excess of Rs.1 lakh								
c. Qualified Foreign Investor								
d. Any Other								
Sub Total (B2)		93	1086356	674030	20.5847	20.5847		
Total Public Shareholding B=(B1)+(B2)		94	1370731	958405	25.8721	25.8721		
Total (A)+(B)		105	5298095	4885769	100.0000	100.0000		



**KEPAK INDUSTRIES LIMITED**

Class of Security : Equity Face Value : Rs. 10/-  
 Quarterly Statement showing Shareholding Pattern Quarter ended: 30/06/2015

Category or Category of Shareholder (II)	No of Share- holders (III)	Total No of Shares (IV)	No of Shares held in Demat Form (V)	Total shareholding as a % of Tot. Shares		Shares pledged as a % of Total Shares	
				As a % of (A + B) (VI)	As a % of (A+B+C) (VII)	As a % of (A+B+C) (VIII)	As a % of (A+B+C) (IX)
Shares held by Custodian & against which Depository Receipts have been issued							
1. Promoter and Promoter Group	Nil	Nil	Nil				
2. Public	Nil	Nil	Nil				
<b>Grand Total (A)+(B)+(C)</b>	<b>105</b>	<b>5298095</b>	<b>4885769</b>			<b>100.000</b>	





**1. IN THE NAME OF THE COMPANY**

Details of Shares Held: **EMPLOYEES' SHARES** **Details of Convertible Securities**  
 (including)

(i) **Shares**  
 (ii) **Warrants**  
 (iii) **Convertible Securities**  
 (iv) **Options**  
 (v) **Other**  
 (vi) **Other**  
 (vii) **Other**  
 (viii) **Other**  
 (ix) **Other**  
 (x) **Other**

Sl. No.	Name of the Shareholder	No. of Shares Held		No. of Shares Held		No. of Shares Held		No. of Shares Held		No. of Shares Held		Total Shares Held
		AS AT 31.12.2015	AS AT 31.12.2014	AS AT 31.12.2015	AS AT 31.12.2014	AS AT 31.12.2015	AS AT 31.12.2014	AS AT 31.12.2015	AS AT 31.12.2014			
1	CHINA INDUSTRIES LIMITED	550000	550000	0	0	0	0	0	0	0	0	550000
2	CHINA INDUSTRIES LIMITED	98765	98765	0	0	0	0	0	0	0	0	98765
3	CHINA INDUSTRIES LIMITED	27025	27025	0	0	0	0	0	0	0	0	27025
4	CHINA INDUSTRIES LIMITED	100000	100000	0	0	0	0	0	0	0	0	100000
5	CHINA INDUSTRIES LIMITED	100000	100000	0	0	0	0	0	0	0	0	100000
6	CHINA INDUSTRIES LIMITED	100000	100000	0	0	0	0	0	0	0	0	100000
7	CHINA INDUSTRIES LIMITED	100000	100000	0	0	0	0	0	0	0	0	100000
8	CHINA INDUSTRIES LIMITED	100000	100000	0	0	0	0	0	0	0	0	100000
9	CHINA INDUSTRIES LIMITED	100000	100000	0	0	0	0	0	0	0	0	100000
10	CHINA INDUSTRIES LIMITED	100000	100000	0	0	0	0	0	0	0	0	100000
11	CHINA INDUSTRIES LIMITED	100000	100000	0	0	0	0	0	0	0	0	100000
12	CHINA INDUSTRIES LIMITED	100000	100000	0	0	0	0	0	0	0	0	100000
13	CHINA INDUSTRIES LIMITED	100000	100000	0	0	0	0	0	0	0	0	100000
14	CHINA INDUSTRIES LIMITED	100000	100000	0	0	0	0	0	0	0	0	100000
15	CHINA INDUSTRIES LIMITED	100000	100000	0	0	0	0	0	0	0	0	100000
16	CHINA INDUSTRIES LIMITED	100000	100000	0	0	0	0	0	0	0	0	100000
17	CHINA INDUSTRIES LIMITED	100000	100000	0	0	0	0	0	0	0	0	100000
18	CHINA INDUSTRIES LIMITED	100000	100000	0	0	0	0	0	0	0	0	100000
19	CHINA INDUSTRIES LIMITED	100000	100000	0	0	0	0	0	0	0	0	100000
20	CHINA INDUSTRIES LIMITED	100000	100000	0	0	0	0	0	0	0	0	100000
21	CHINA INDUSTRIES LIMITED	100000	100000	0	0	0	0	0	0	0	0	100000
22	CHINA INDUSTRIES LIMITED	100000	100000	0	0	0	0	0	0	0	0	100000
23	CHINA INDUSTRIES LIMITED	100000	100000	0	0	0	0	0	0	0	0	100000
24	CHINA INDUSTRIES LIMITED	100000	100000	0	0	0	0	0	0	0	0	100000
25	CHINA INDUSTRIES LIMITED	100000	100000	0	0	0	0	0	0	0	0	100000
26	CHINA INDUSTRIES LIMITED	100000	100000	0	0	0	0	0	0	0	0	100000
27	CHINA INDUSTRIES LIMITED	100000	100000	0	0	0	0	0	0	0	0	100000
28	CHINA INDUSTRIES LIMITED	100000	100000	0	0	0	0	0	0	0	0	100000
29	CHINA INDUSTRIES LIMITED	100000	100000	0	0	0	0	0	0	0	0	100000
30	CHINA INDUSTRIES LIMITED	100000	100000	0	0	0	0	0	0	0	0	100000
31	CHINA INDUSTRIES LIMITED	100000	100000	0	0	0	0	0	0	0	0	100000
32	CHINA INDUSTRIES LIMITED	100000	100000	0	0	0	0	0	0	0	0	100000
33	CHINA INDUSTRIES LIMITED	100000	100000	0	0	0	0	0	0	0	0	100000
34	CHINA INDUSTRIES LIMITED	100000	100000	0	0	0	0	0	0	0	0	100000
35	CHINA INDUSTRIES LIMITED	100000	100000	0	0	0	0	0	0	0	0	100000
36	CHINA INDUSTRIES LIMITED	100000	100000	0	0	0	0	0	0	0	0	100000
37	CHINA INDUSTRIES LIMITED	100000	100000	0	0	0	0	0	0	0	0	100000
38	CHINA INDUSTRIES LIMITED	100000	100000	0	0	0	0	0	0	0	0	100000
39	CHINA INDUSTRIES LIMITED	100000	100000	0	0	0	0	0	0	0	0	100000
40	CHINA INDUSTRIES LIMITED	100000	100000	0	0	0	0	0	0	0	0	100000
41	CHINA INDUSTRIES LIMITED	100000	100000	0	0	0	0	0	0	0	0	100000
42	CHINA INDUSTRIES LIMITED	100000	100000	0	0	0	0	0	0	0	0	100000
43	CHINA INDUSTRIES LIMITED	100000	100000	0	0	0	0	0	0	0	0	100000
44	CHINA INDUSTRIES LIMITED	100000	100000	0	0	0	0	0	0	0	0	100000
45	CHINA INDUSTRIES LIMITED	100000	100000	0	0	0	0	0	0	0	0	100000
46	CHINA INDUSTRIES LIMITED	100000	100000	0	0	0	0	0	0	0	0	100000
47	CHINA INDUSTRIES LIMITED	100000	100000	0	0	0	0	0	0	0	0	100000
48	CHINA INDUSTRIES LIMITED	100000	100000	0	0	0	0	0	0	0	0	100000
49	CHINA INDUSTRIES LIMITED	100000	100000	0	0	0	0	0	0	0	0	100000
50	CHINA INDUSTRIES LIMITED	100000	100000	0	0	0	0	0	0	0	0	100000

⑧

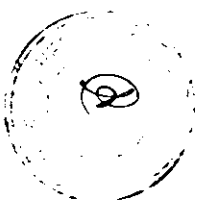
SEKEM INDUSTRIES LIMITED

(Detailed) Statement showing holding of securities (including shares, warrants, convertible securities) of persons belonging to the category "Retail" and holding more than 1% of the total no of shares

Details of warrants Details of convertible securities

Shares of S  
 % of total No of As a % of No of % of Total Total shares (including  
 no of shares warrants Total no of convertible total no of underlying shares  
 (i.e., Grand held Warrants of securities convertible arising fall convert-  
 Total) (A) + the same held securities 5000 of warrants and  
 (B) (C) (D) - class of the same convertible securities  
 stated in Statement class of the convertible securities  
 Statement Capital

Sl No	Name of the Shareholder	No of Shares of para (I) held	(a)	(b)	(c)	(d)	(e)	(f)
1	ILLUMINATI HOLDINGS PRIVATE LIMITED	118705	Nil	Nil	Nil	Nil	Nil	11.8705
2	SEKEM BANK LTD	53675	Nil	Nil	Nil	Nil	Nil	5.3675
3	SEKEM AGRICULTURE INDUSTRIES LTD.	37849	Nil	Nil	Nil	Nil	Nil	3.7849
4	SEKEM PROMOTIONS LTD.	30671	Nil	Nil	Nil	Nil	Nil	3.0671
7-1		118712	23.8899	Nil	Nil	Nil	Nil	23.8899





1. AGENCY USE ONLY (Leave blank)

Location of office of  
 Total No of employees  
 No of total employees  
 Location indicated in statement of  
 Shares paid (1000 shares)

--- ALL ---



DEERE & COMPANY INDUSTRIES LIMITED

Annual Statement Showing Details of Operations Receipts (RM) as on 31/03/2025

Sl. No.	Type of Operation	RM	No. of Shares	Shareholding Outstanding	RM	Sl. No.	Type of Operation	RM	No. of Shares	Shareholding Outstanding	RM
1	Issue of Shares	1000000	1000000	1000000	1000000	2	Redemption of Shares	1000000	1000000	1000000	1000000
2	Dividend	1000000	1000000	1000000	1000000	3	Transfer of Shares	1000000	1000000	1000000	1000000
3	Interest	1000000	1000000	1000000	1000000	4	Other	1000000	1000000	1000000	1000000

--- Nil ---

(P)

DEEPAK INDUSTRIES LIMITED

(13111) Statement showing holdings of Director's Receipts (DRs) where underlying shares held by promoter/associated person or excess of 1% of the total no of shares as on 31/03/2015

Sl # Name of the DR holder	Type of Outstanding DR (ADS, SDRs, etc.)	No of Shares/Shares Underlying Outstanding Underlying DRs as a % of total no of Outstanding Shares (i.e., Grand Total DRs DRs (BASIC) indicated in Statement at para (1)(c) above)
----------------------------	---	---

--- Nil ---



DEEPAK INDUSTRIES LIMITED  
PHYSICAL / NSDL / CDSL SUMMARY REPORT AS ON 30/06/2015

HOLDERS SHARES % AGE

PHYSICAL :	HOLDERS	SHARES	% AGE
NSDL :	60	412325	7.7825
CDSL :	7	1182843	22.3258
	105	5296098	100.0000

1.3.8



**18. Public Shareholding**

- No of Shares : 1370731

- % of Shareholding : 25.8721

**19. Promoters and Promoter Group Shareholding  
a) Pledged/Encumbered**

- No of Shares : Nil

- % of Shares : Nil  
(as a % of the total shareholding  
of promoter and promoter group)

- % of Shares : Nil  
(as a % of the total share capital  
of the company)

**b) Non-encumbered**

- No of Shares : 3927364

- % of Shares : 100.0000  
(as a % of the total shareholding  
of promoter and promoter group)

- % of Shares : 74.1279  
(as a % of the total share capital  
of the company)